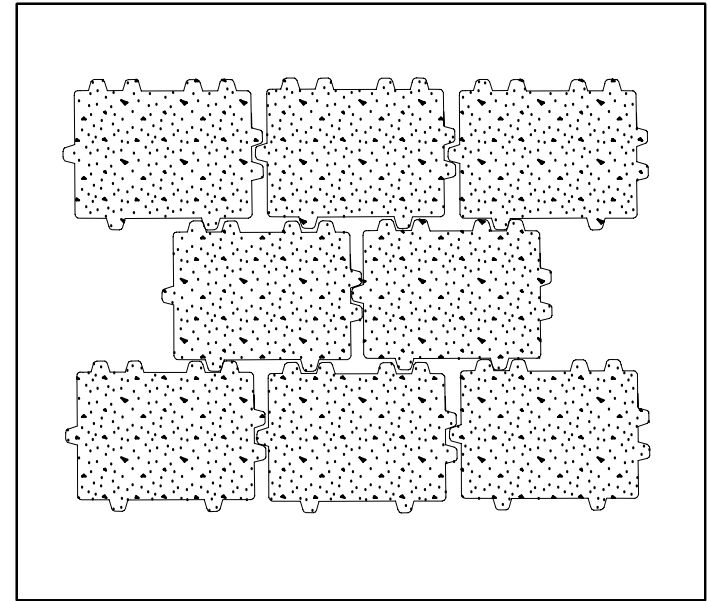
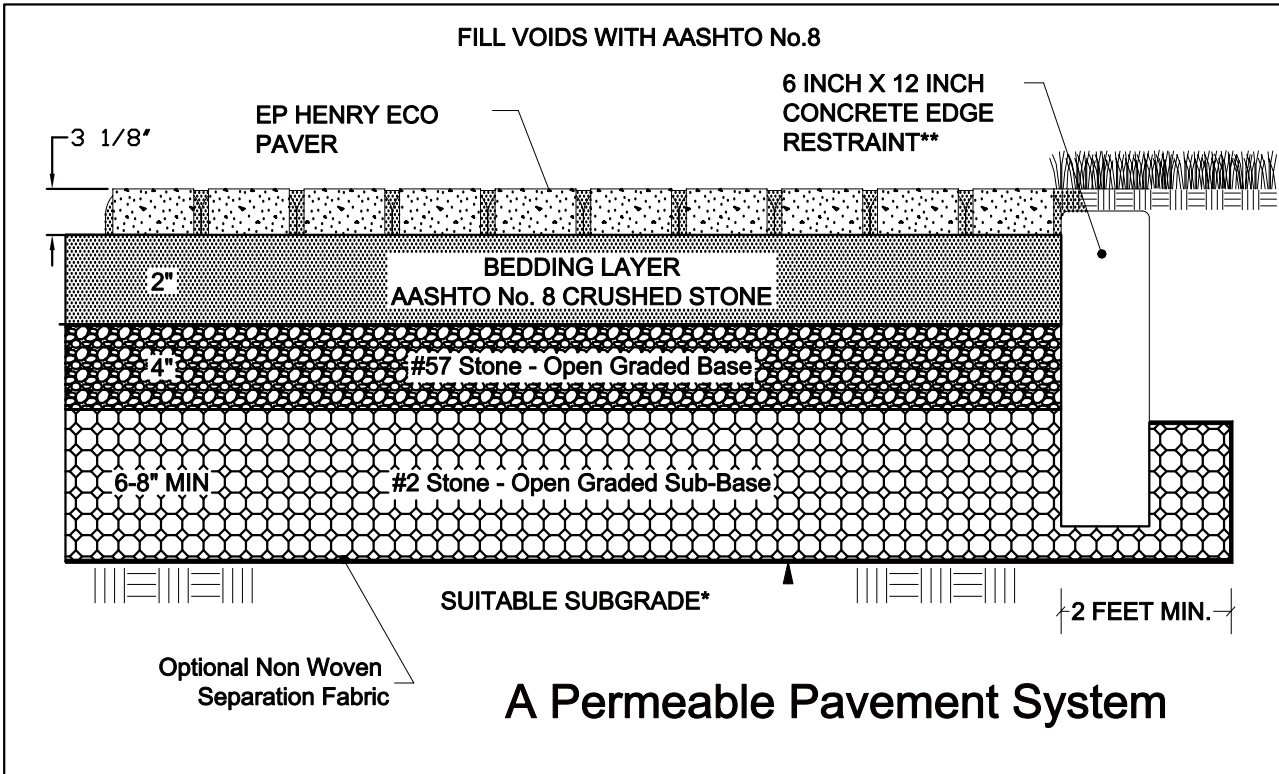
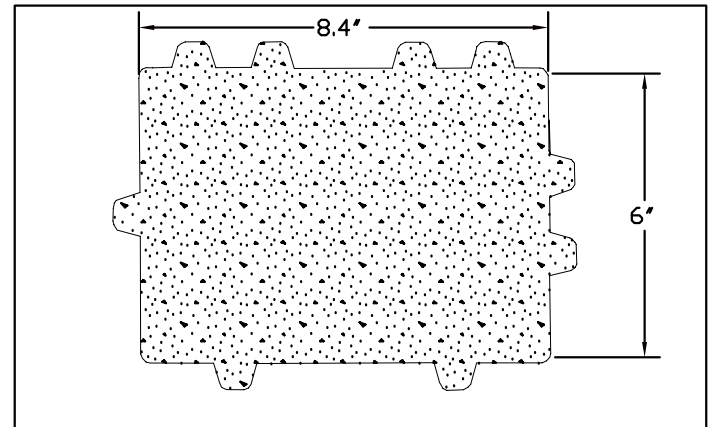


A BMP You Can Drive On™



Paver Layout



Notes:

1. AVOID OVER COMPACTION OF THE NATURAL SUBGRADE SOILS. UNDERDRAINS MAY BE USED TO PROVIDE POSITIVE DRAINAGE.
2. OPEN GRADED BASE MATERIAL TO BE INSTALLED IN 6" LIFTS AND COMPACTED. THERE SHOULD BE A MINIMUM OF FOUR PASSES WITH NO VISIBLE MOVEMENT OF THE MATERIAL.
3. PRESS #8 STONE INTO TOP OF #57 STONE WITH COMPACTION EQUIPMENT.
5. PAVERS TO BE SET USING 5000 LBF PLATE COMPACTOR.
6. FOR BEST RESULTS, MAINTAIN GRADES OF LESS THAN 2 PERCENT.
7. INSTALL IN ACCORDANCE WITH PERMEABLE INTERLOCKING CONCRETE PAVEMENTS, 2ND EDITION, AVAILABLE THROUGH EP HENRY OR THE INTERLOCKING CONCRETE PAVEMENT INSTITUTE. THE GUIDE PROVIDES DESIGN SPECIFICATIONS, CONSTRUCTION METHODOLOGY, AND MAINTENANCE SUGGESTIONS.

*FOR SUBGRADE SOILS WITH LOW PERMEABILITY, CONSULT A GEOTECHNICAL ENGINEER.

** EP HENRY'S CURBSTONE OR A PRECAST CURB MAY BE SUBSTITUTED WHEN SET IN CONCRETE.

Eco Paver



Call 1-800 44 Henry

Ref. No. ECO Paver

201 Park Avenue, PO Box 615
Woodbury, NJ 08096

Figure 1